

A modern kitchen interior featuring dark cabinetry, a prominent wooden countertop, and a hanging metal rack. The scene is lit with dramatic, low-key lighting, highlighting the textures of the wood and metal. In the background, a bar area with stools and a white countertop is visible.

THE KITCHEN DESIGN GUIDE

Kendall + Co
KITCHENS AND INTERIORS

Over the past couple of years, we have really begun to appreciate how much impact a high-functioning, light and well-designed home can have on our family's day-to-day lives and wellbeing





CONSIDERATIONS

- Creating Space
- Open-Plan or Broken-Plan?
- Activities ... new way of living
- Storage
- Layouts
- Island dreams
- Colour and texture
- Sustainability

CREATING SPACE

Any new kitchen will be a hefty investment, so the first consideration should always be the space you're working with, either making the best of what you already have, or to create more in the most effective way possible.





UK 2023

Average single-storey extension projects cost £1,550-£2,250 per m2 of space

So, a 30m2 kitchen extension could cost between

£46,500 - £67,500

Plus VAT @ 20%

Plus Kitchen

Plus Architect's fees/
Planning fees/ party wall agreement etc



Syte Architects

Our natural inclination is to build as much as we can get away with, but considering the cost per sq metre to build, taking a considered approach to what you actually need to achieve your spatial requirements can often yield some exciting and cost effective results.

Here, a 1.2m width extension with clever glazed detail, is enough of an addition to transform this terraced kitchen





The same width addition here has a more 'open' and light feel due to the full-width glazing, but it limits the placement of kitchen cabinetry on this side.

The eye is drawn to features at the end of the small garden to give the illusion of space





In this build, daylight to the central, dark half of the room is provided by a contemporary, glazed panel across the back of the original house.



AVOID
AWKWARD
DETAILS

INITIAL PLANNING

- Consider light levels in original/central part of building
- Ensure your kitchen designer and architect communicate
- Plan the space thoroughly **BEFORE** submitting for planning permission/building regs/ quotes from contractors: Furniture positions, lighting, flow, activities etc
- Budget overruns often caused by underestimating lighting, electrical and plumbing supplies. Do existing services comply with new regs?

OPEN-PLAN OR BROKEN-PLAN





Nicholas Yarsley

Glazed screens can help to delineate areas





Sliding doors, open shelving/ screening, half-walls and different levels

A9 Architecture



A partly concealed 'wash-up area' can be useful in an open-plan area

Blakes London

ACTIVITIES





- ▶ Working from home
- ▶ Children's homework
- ▶ Family socialising
- ▶ Socialising with friends
- ▶ Exercise
- ▶ Relaxation
- ▶ TV viewing
- ▶ Music/ Reading
- ▶ Change in circumstances
- ▶ **FUTURE PROOF**



Roselind Wilson Design

Dedicated work area





.....

Dedicated bar...






Smallbone



Breakfast Area...



Breakfast Area...

STORAGE

how much do you really need?



Baking Cabinet



Larder









Kendell+Co

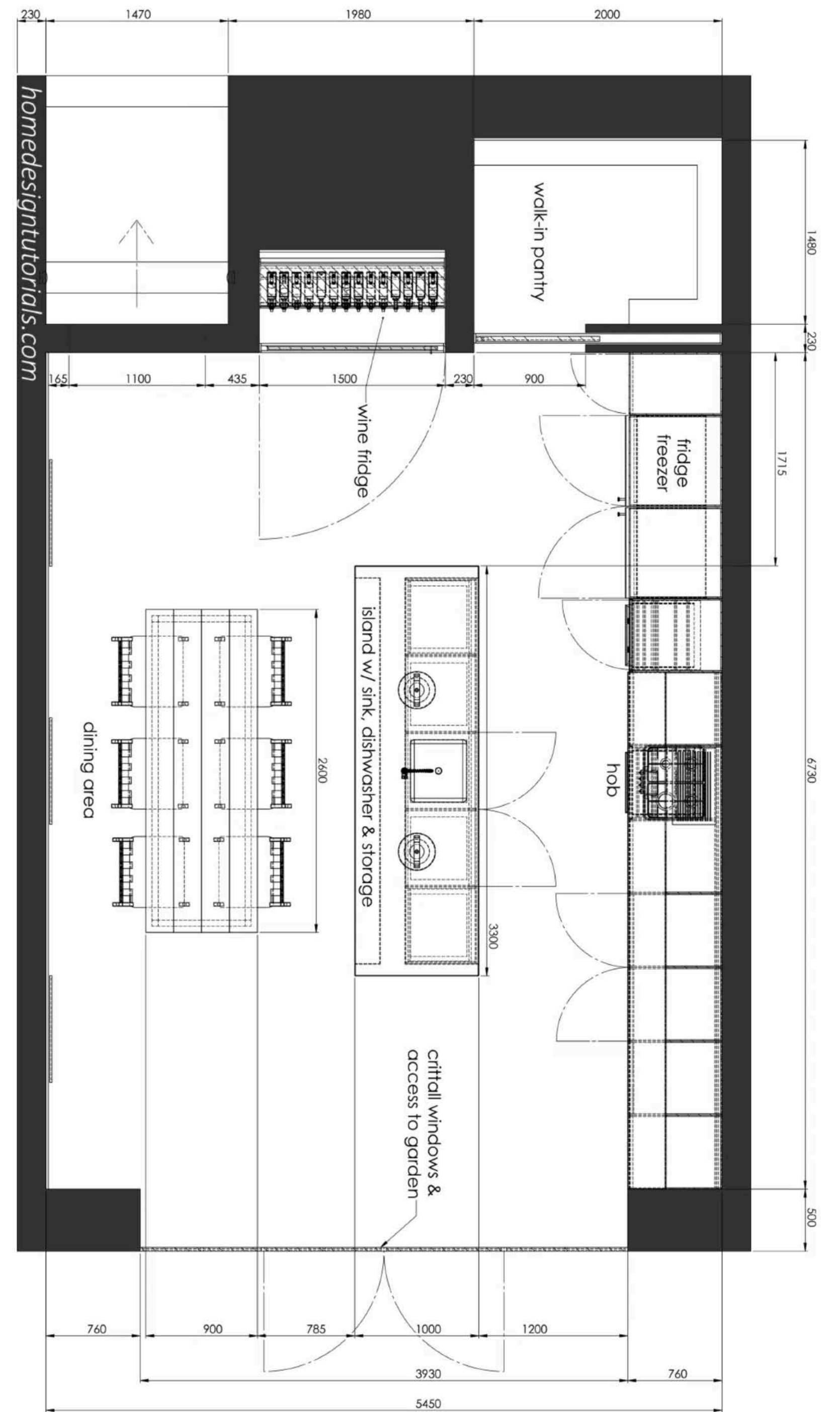


EASY ACCESS OPTIONS

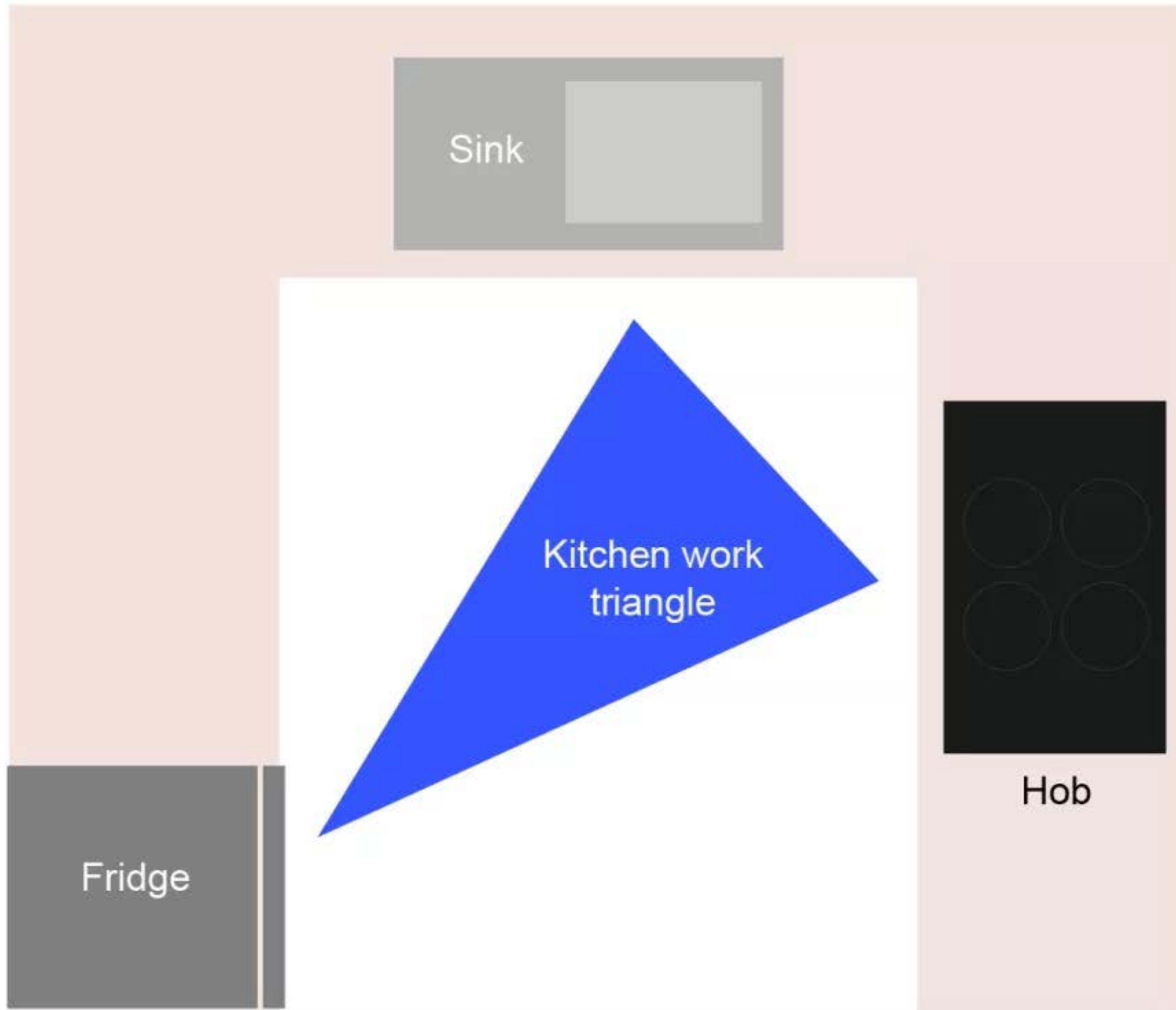
- ▶ Deep drawers under surfaces offer easier to access storage
- ▶ Use shallow drawers for spices
- ▶ Investigate interior fitment options:
 - ▶ Pans & lids
 - ▶ Baking trays
 - ▶ Crockery stacks

LAYOUTS

old and new




THE KITCHEN WORK TRIANGLE

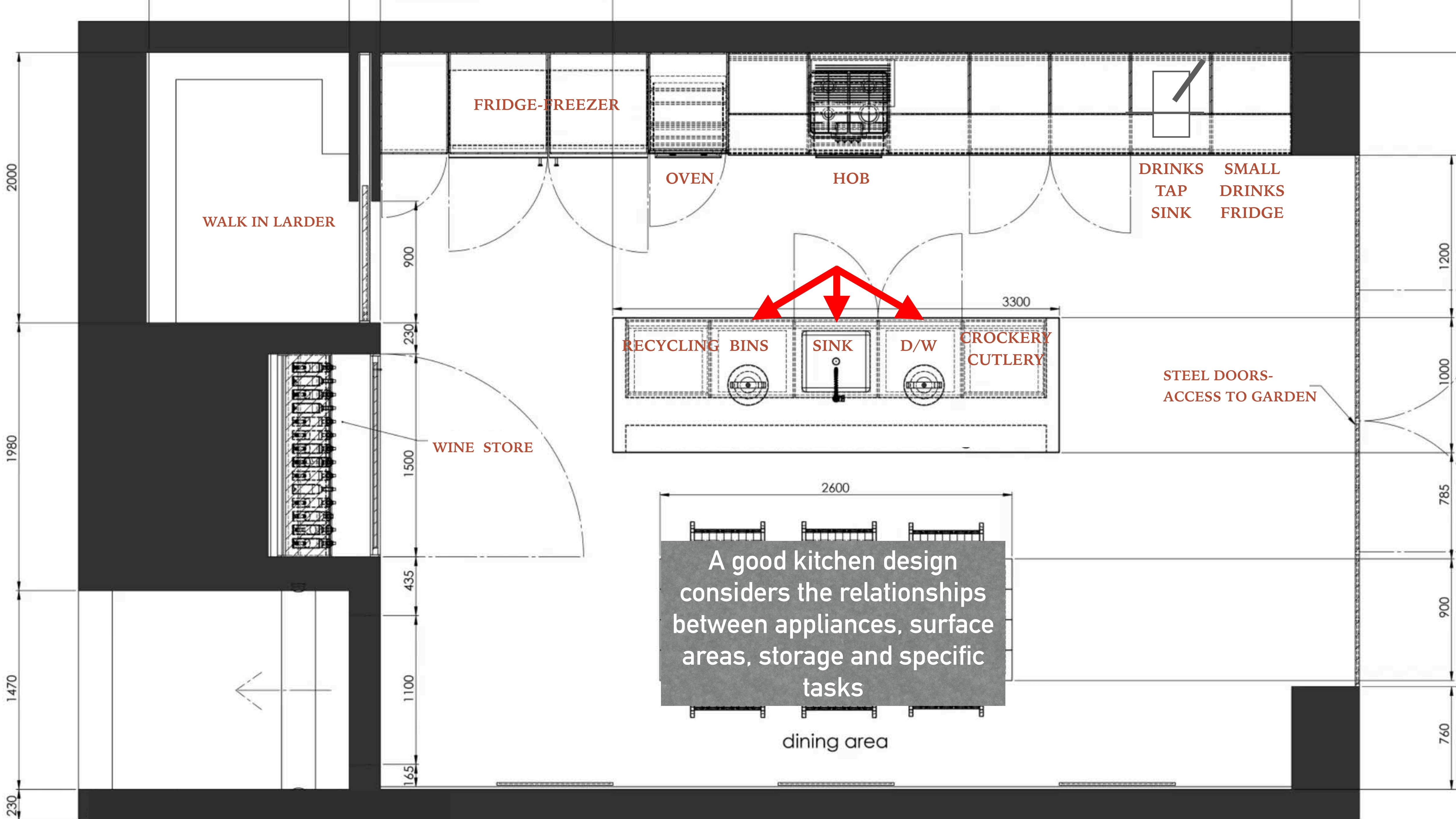


- Each 'leg' of the triangle should be between four and nine feet
- Avoids having to walk too far

THE KITCHEN WORK TRIANGLE

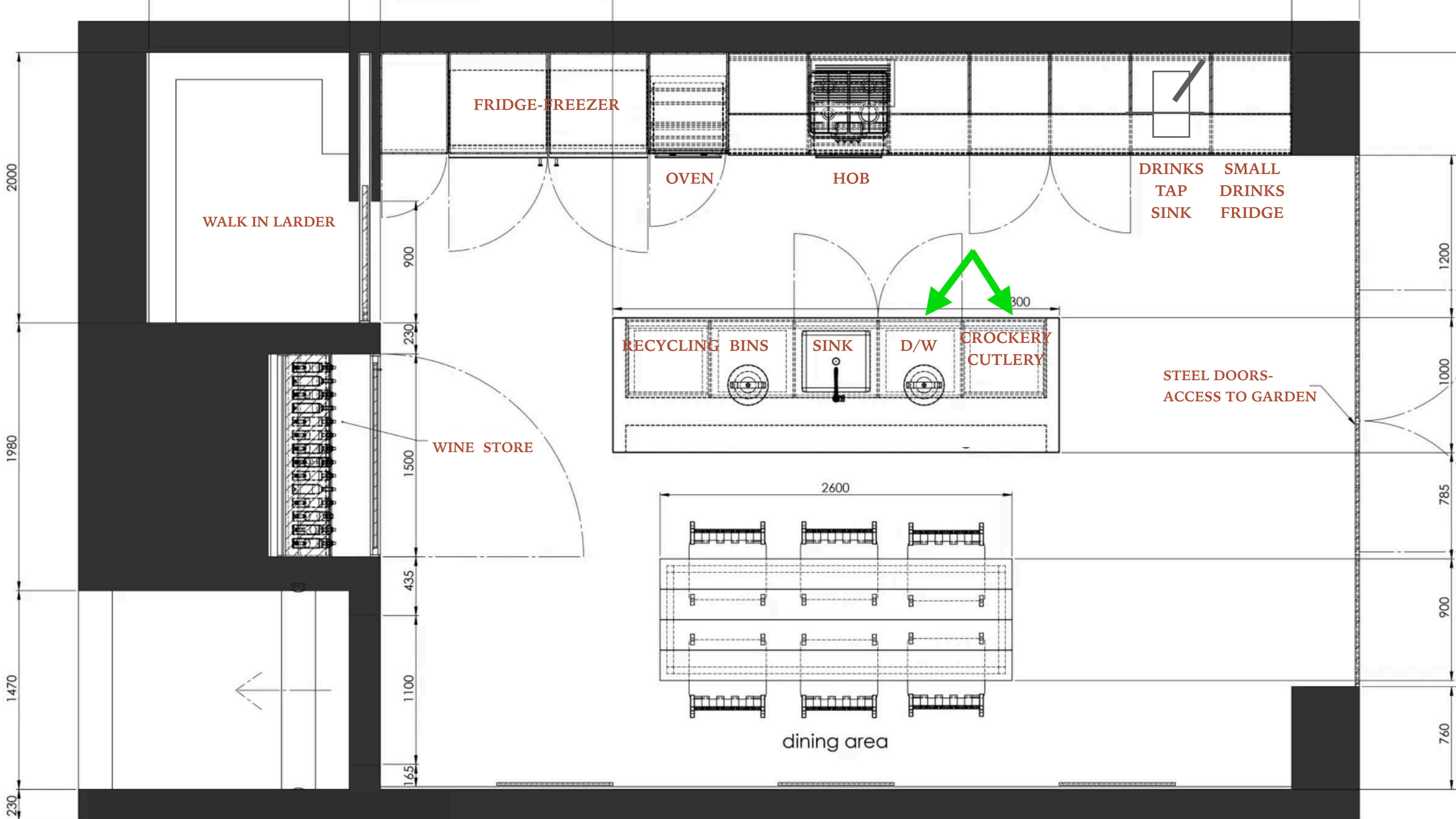


- Developed 100 years ago.. everything has changed since!...
- Women no longer spending all day in the kitchen (?!)
- Time-saving appliances
- How we spend our time/ informal entertaining
- Larger rooms (kitchens in UK on average 12 sq metres in 1930s)



A good kitchen design considers the relationships between appliances, surface areas, storage and specific tasks

dining area



2000

1980

1470

230

WALK IN LARDER

FRIDGE-FREEZER

OVEN

HOB

DRINKS
TAP
SINK

SMALL
DRINKS
FRIDGE

900

230

1500

435

1100

165

WINE STORE

RECYCLING BINS

SINK

D/W

CROCKERY
CUTLERY

300

STEEL DOORS-
ACCESS TO GARDEN

2600

dining area

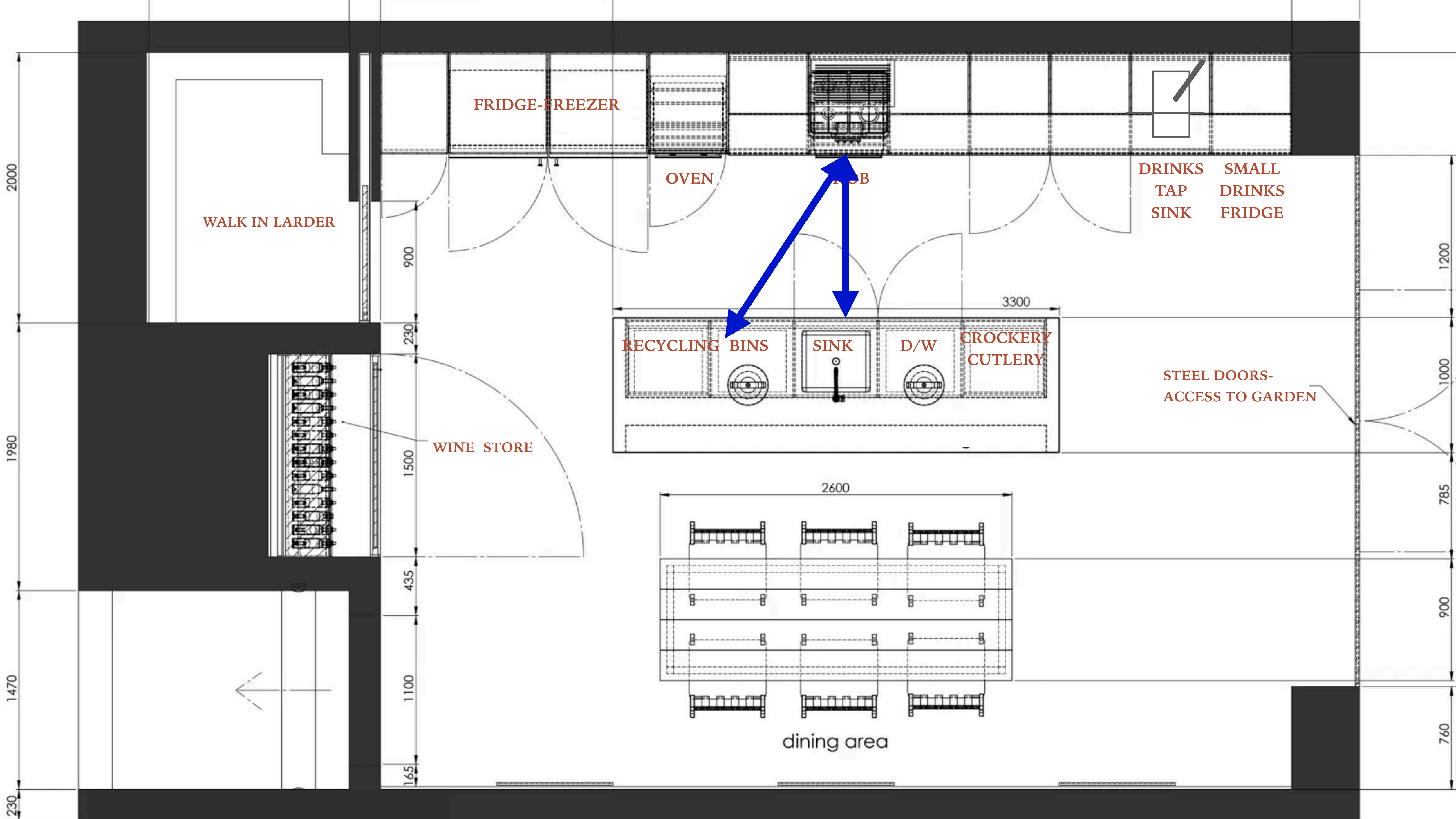
1200

1000

785

900

760



WALK IN LARDER

FRIDGE-FREEZER

OVEN

HOB

DRINKS
TAP
SINK

SMALL
DRINKS
FRIDGE

WINE STORE

RECYCLING BINS

SINK

D/W

CROCKERY
CUTLERY

STEEL DOORS-
ACCESS TO GARDEN

dining area

2000

1980

1470

230

900

230

1500

435

1100

165

3300

2600

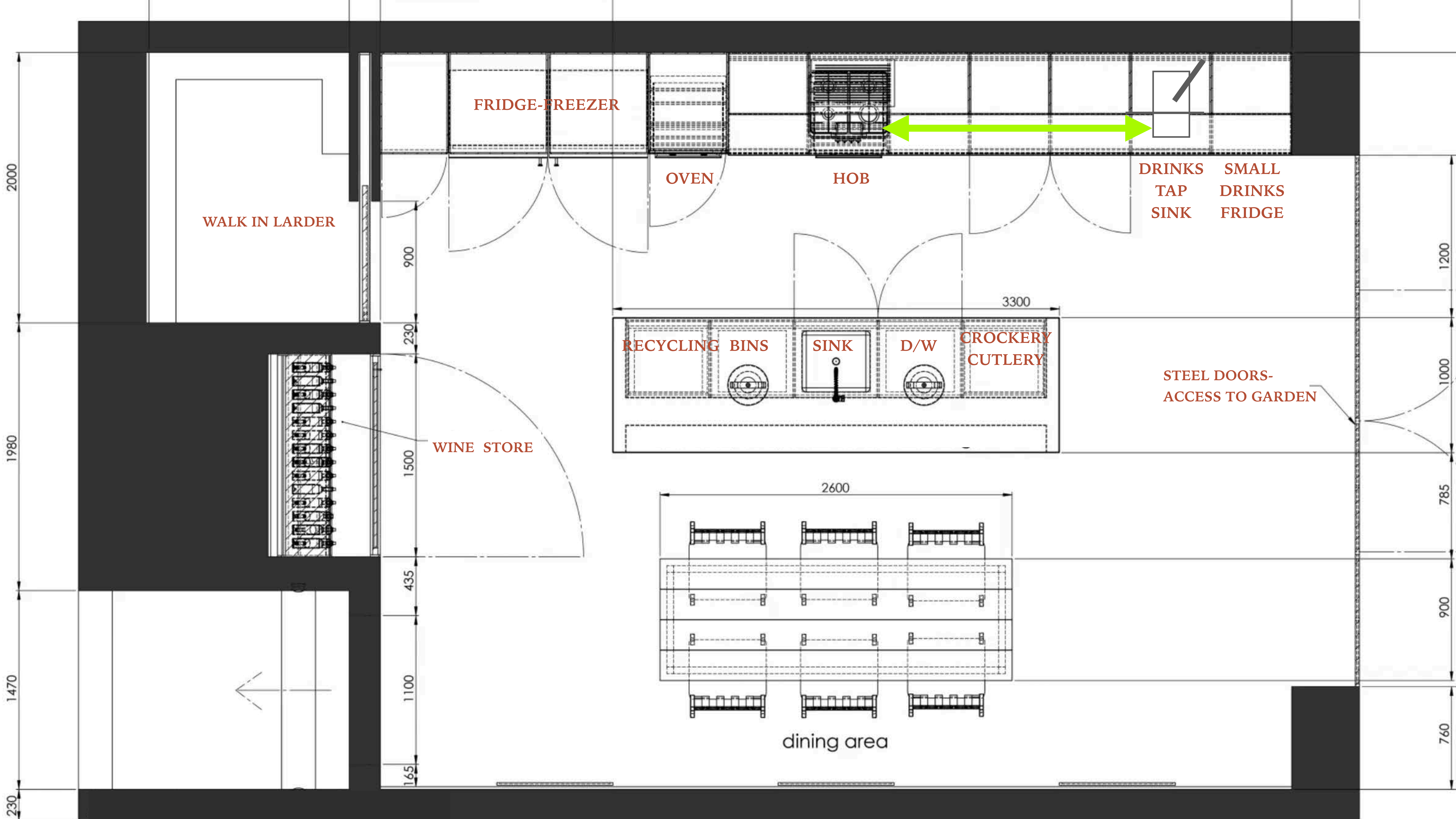
1200

1000

785

900

760



WALK IN LARDER

FRIDGE-FREEZER

OVEN

HOB

DRINKS
TAP
SINK

SMALL
DRINKS
FRIDGE

WINE STORE

RECYCLING BINS

SINK

D/W

CROCKERY
CUTLERY

STEEL DOORS-
ACCESS TO GARDEN

dining area

2000

1980

1470

230

900

230

1500

435

1100

165

3300

2600

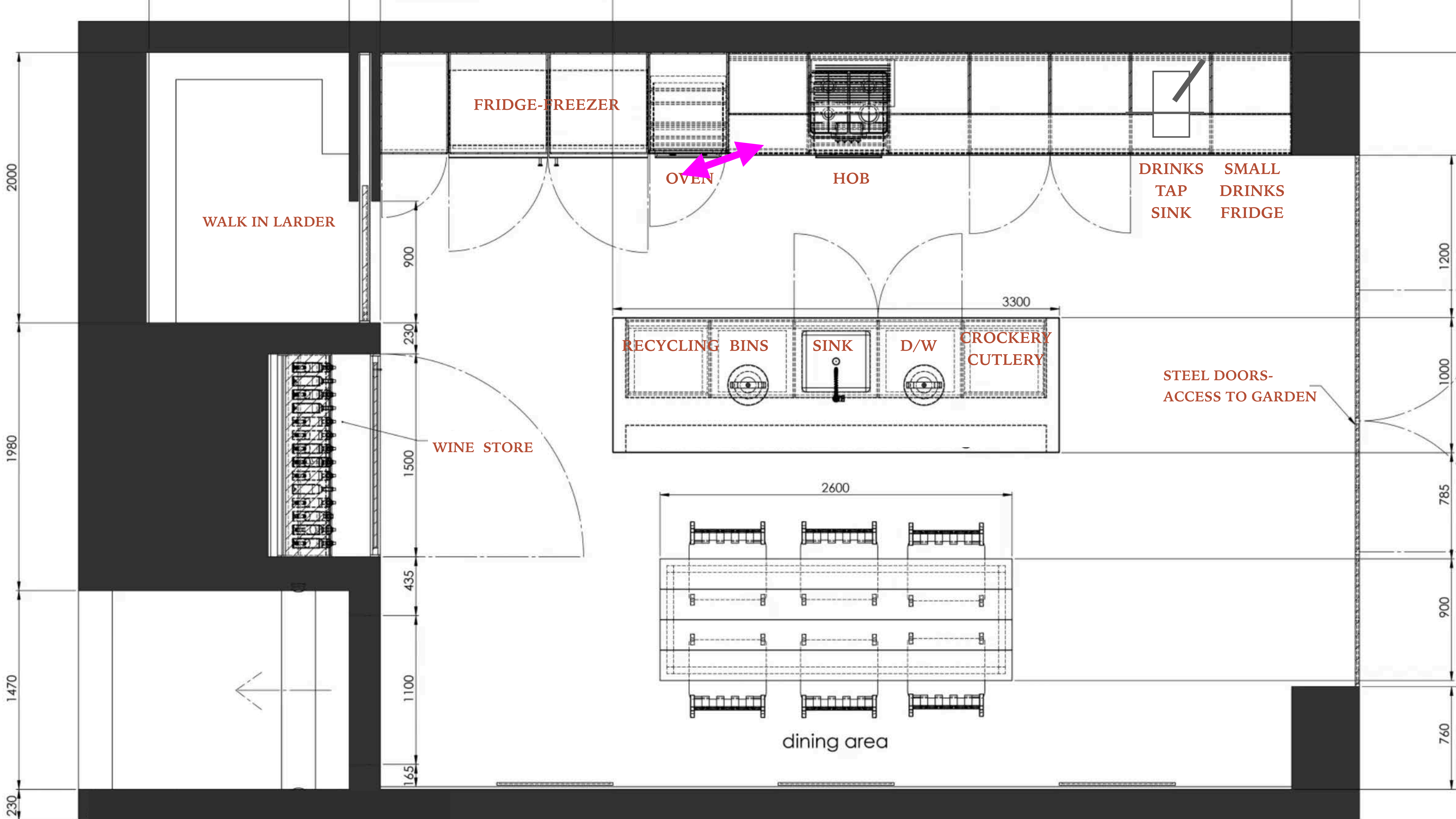
1200

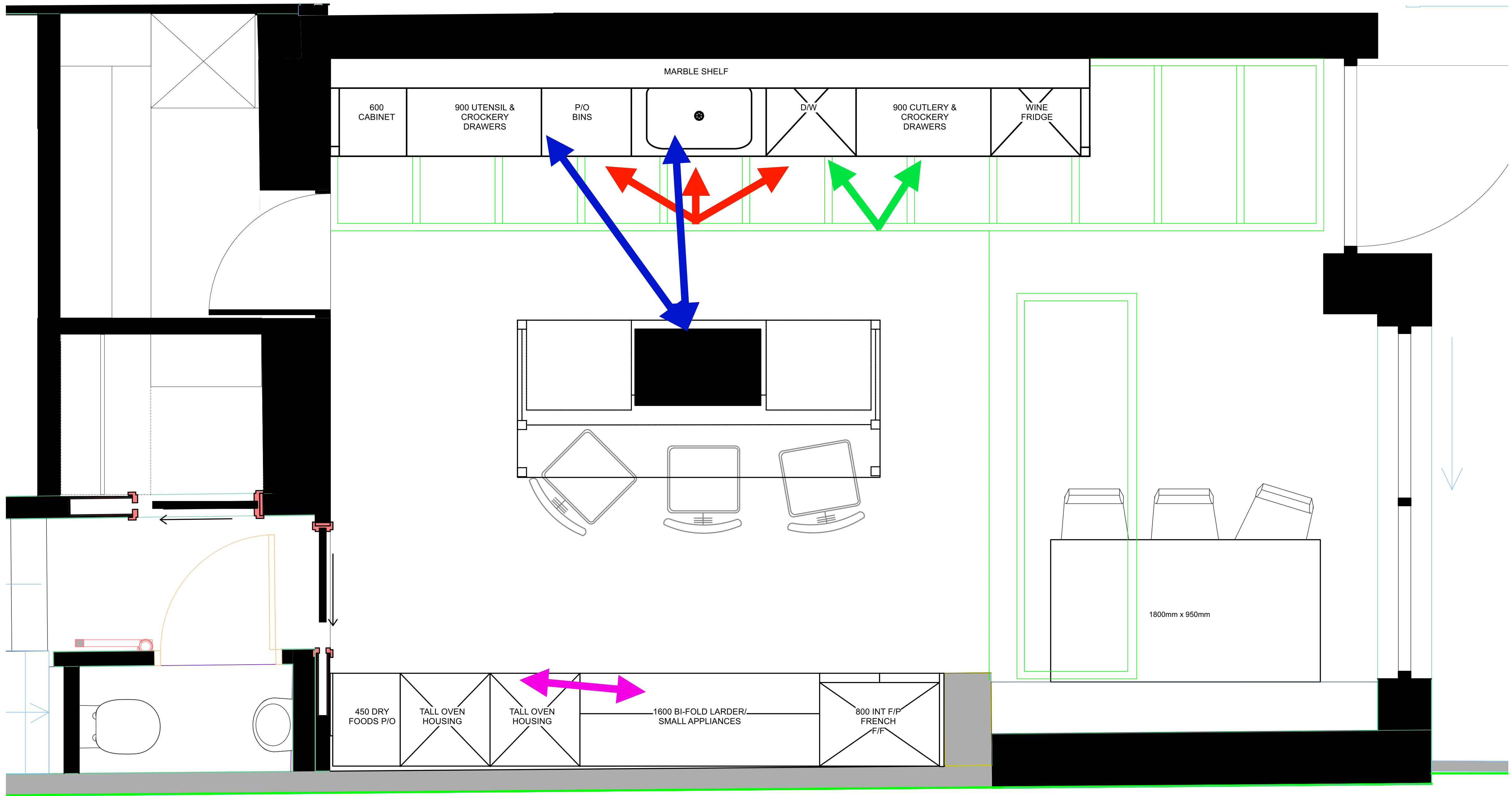
1000

785

900

760







BORA

VENTED HOBS

ISLAND DREAMS

the latest status symbol





Mark Wilkinson

Islands don't have to be rectangular!



Simon Taylor



Integral Seating area - great idea if your kitchen is limited in width.. by incorporating with the island, you're effectively losing one thoroughfare



Masterclass Kitchens

Islands on 'legs' and off the floor appear 'lighter' in the space. A great idea for smaller kitchens and where you are hoping to achieve a 'furniture' feel.



Kendall + Co

Quartz

Standard slabs

306cm x 140cm

'Jumbo' slabs

325cm x 160cm

'Mega' slabs

350cm x 190cm


Porcelain

320cm x 150cm

360cm x 120cm







Islands can be dedicated per purpose, and create a very dynamic space

Kendell+Co
ARCHITECTS AND INTERIORS



Kendall+Co
DESIGNING THE FUTURE

COLOUR AND TEXTURE





Use metallics, good lighting and polished, lighter surfaces to ensure a black/ dark kitchen comes to life

Smallbone







Kendall + Co
KITCHENS AND INTERIORS

COLOUR ZONING

Use colour to draw the eye through the space, and to balance contrasts.



#72756e

≈ Limed Ash

#46454a

≈ Ship Gray

#998c86

≈ Schooner

#D7cabb

≈ Soft Amber

#Ffe543

≈ Gorse

#8d2822

≈ Burnt Umber



Create a COMPLETE colour palette before committing to your kitchen/ decoration to be sure it provides exactly what you want.

Do you need to add in more colour? Does it create the right energy?

#453732

≈ Taupe

#8699ab

≈ Bali Hai

#97755b

≈ Leather

#C3c5c8

≈ Silver Sand

#Bc9d6f

≈ Teak

#788f9d

≈ Regent Gray



Humphrey Munson

SUSTAINABILITY

good choices
without compromise





SUSTAINABILITY CHECKLIST

- Kitchen longevity
- Choose a timeless design
- Look for FSC certified & Greenguard for low chemical emissions
- Use reclaimed materials
- Choose a kitchen worktop with a high %age of recycled materials
- Buy a second-hand/ex-display kitchen.. and sell your old one
- Choose energy efficient appliances
- Choose low water usage taps and appliances
- Use energy efficient LED lighting

Use original, vintage items to add character to a rustic kitchen and reduce the environmental impact.



This kitchen has been constructed from 75% recycled materials. As a result, it sits beautifully in its architectural space and looks like it has been there for years.



The Main Company



➤ Please scan code

PLEASE SCAN -

- TO DOWNLOAD TODAY'S PDF PRESENTATION
- FOR MORE INFO ABOUT JULIA'S ULTIMATE KITCHEN GUIDE.. COMING SOON
- BOOK AN HOUR ONLINE WITH JULIA
- MORE INFO ABOUT KENDELL+ CO KITCHENS AND JOINERY

www.KendellCo.com/editorial



Rendell + Co

KITCHENS AND INTERIORS

Thank you!